

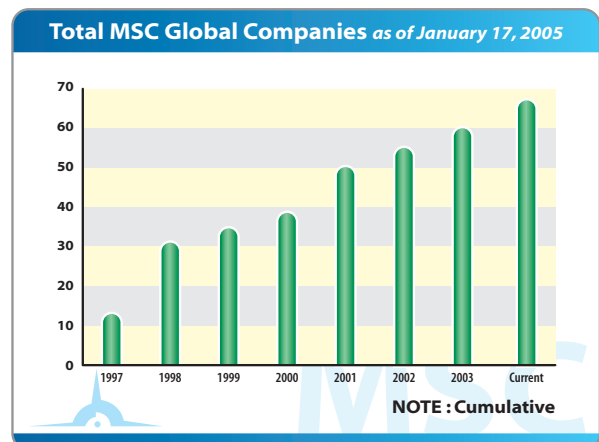
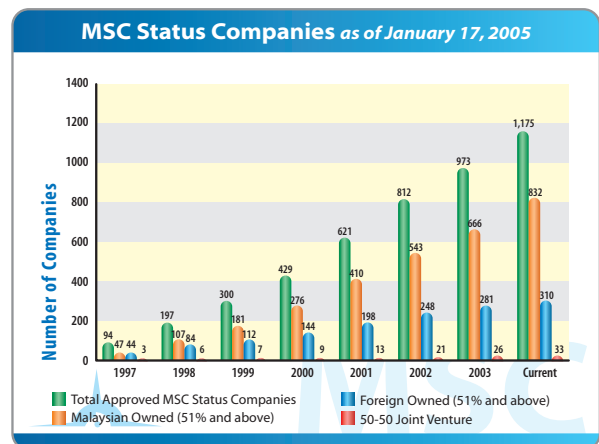
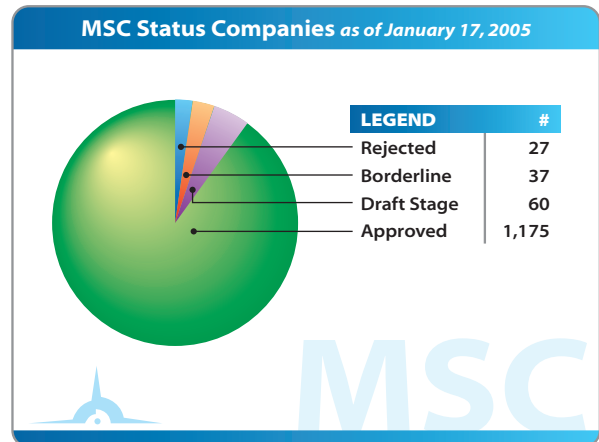
MSC Updates

As of Jan 17, 2005, there are 1,175 MSC-status companies. They comprise 832 Malaysian-owned companies, 310 foreign-owned and 33 joint ventures between local and foreign investors.

Malaysians hold a 70 per cent stake in the companies, followed by European investors with eight per cent, Singaporean shareholders with four per cent, North American and Indian investors with four per cent each, Australian shareholders with two per cent, Japanese investors with one percent, while Others hold six per cent and Other Asian with one per cent.

Of the 1,175, there are 111 MSC-status wholly-owned Bumiputera companies, and 134 companies with 50 per cent Bumiputera equity.

The 1,175 companies deal in software development, business applications (274 companies), software development of engineering and specification applications (203 companies), Internet-based business, e-Commerce service and solution providers (111 companies), content development (102 companies), hardware and electronics design (80 companies), Internet-based business (application service and provider) (68 companies), education and training (70 companies), systems integration (48 companies), wireless



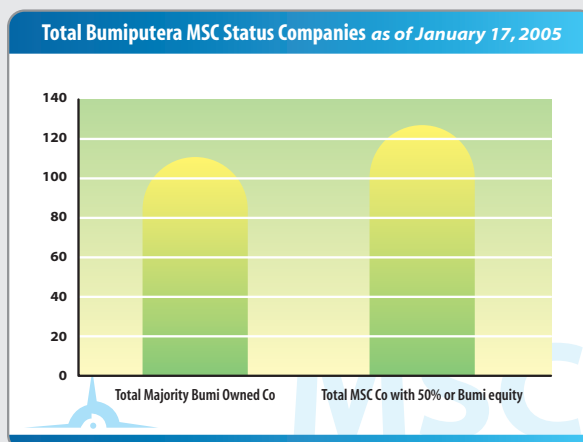
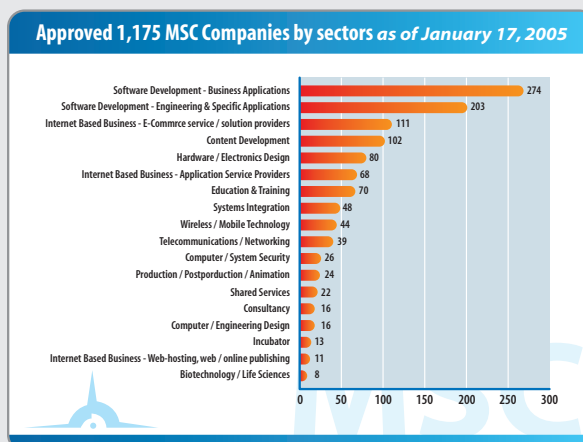
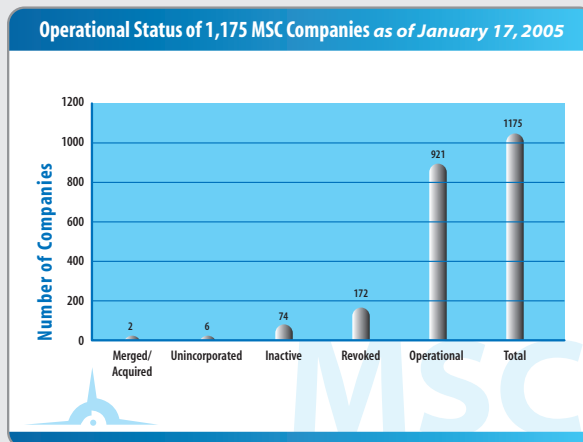
MSC Updates

and mobile technology (44 companies), telecommunications and networking (39 companies), computer and system security (26 companies), production, post-production and animation (24 companies), shared services (22 companies), consultancy (16 companies), computer and engineering design (16 companies), incubator (13 companies), Internet-based business, Web-hosting, Web and online publishing (11 companies) and biotechnology and life sciences (8 companies).

Of the 1,175 MSC-status companies, 281 are joint ventures, while the remaining 884 are non joint ventures. Of the 281 joint venture companies, 20 are foreign and foreign joint ventures, 23 are local and local joint ventures, and the remaining 238 are local and foreign joint ventures.

United Kingdom tops the list of European MSC Approved Companies with 28, followed by the Netherlands (15), Germany (13), Sweden (11), Finland (9), France (4), Italy (3), Ireland, Switzerland and Others (two each); Norway, Russia and Belgium (one each).

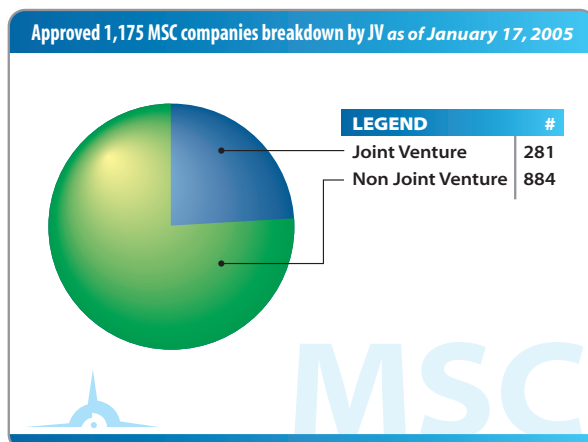
Hong Kong has the highest number of MSC Approved Companies under the Other Asian category, with five. This is followed by Taiwan (three), Sri Lanka and Korea (two each), China, Brunei, the Phillipines and Thailand (one each).



As of Jan 17, 2005, there are 67 with MSC Global Companies (World Class) status. They are:

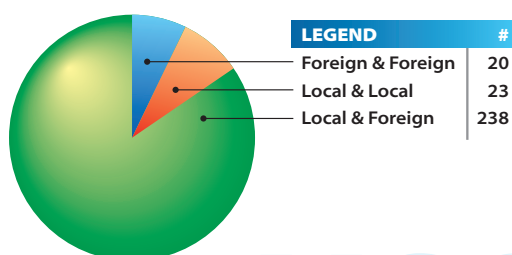
- | | |
|---|--|
| Nokia (M) Sdn Bhd | Getronics Technology Sdn Bhd |
| SITA | Motorola Technology Sdn Bhd (SCO Division) |
| SAP Learning Technologies (M) Sdn Bhd | Fujitsu (Malaysia) Sdn Bhd |
| Siemens Multimedia Sdn Bhd | Bloomberg (M) Sdn Bhd |
| Motorola Multimedia Sdn Bhd | Intel Malaysia Design Centre (MSC) Sdn Bhd |
| Alcatel Networks MSC Sdn Bhd | Reuters (M) Sdn Bhd |
| Lotus Development Services (M) Sdn Bhd | Fujitsu Telecommunication Asia Sdn Bhd |
| Lucent Technologies (M) Sdn Bhd | Pernec Multimedia R&D Center Sdn Bhd |
| Ericsson Expertise Centre Malaysia Sdn Bhd | BT Multimedia Sdn Bhd |
| Ericsson Academy Sdn Bhd | Sun Microsystems (M) Sdn Bhd |
| Ericsson Business Consulting Sdn Bhd | NTT (MSC) Sdn Bhd |
| EHPT Sdn Bhd | EDS MSC Sdn Bhd |
| Asia Pacific Information Service (DHL) | Compaq Multimedia Sdn Bhd |
| Baan Education Asia Pacific | Microsoft Knowledge Capital Centre Sdn Bhd |
| Shell Information Technology International Sdn Bhd | Comptel Communications Sdn Bhd |
| British American Tobacco GSD (Kuala Lumpur) Sdn Bhd | Tecnomen (M) Sdn Bhd |
| Reach Internet Services (MSC) Sdn Bhd | Castlewood Systems (M) Sdn Bhd |
| Rockwell Automation (M) Sdn Bhd | Marconu 3G Sdn Bhd |
| Unisys MSC Sdn Bhd | CISCO MSC Division |
| Alcatel MSC Sdn Bhd | Canal+ Technologies Sdn Bhd |
| IBM (M) Sdn Bhd | NEC Systems Integrations Malaysia Sdn Bhd |
| Computer Associates (M) Sdn Bhd | TATA Consultancy Services Malaysia Sdn Bhd |
| Lotus Engineering Malaysia Sdn Bhd | Petronas eLearning Solutions Sdn Bhd |
| Biodata Information Technology Malaysia Sdn Bhd | |
| Scope International (M) Sdn Bhd | |
| Fortum Sendi Prima Sdn Bhd | |
| IT-365 Malaysia Sdn Bhd | |
| Satyam Computer Services Ltd | |
| SmartTrust Sdn Bhd | |
| AVEVA Asia Pacific Sdn Bhd | |
| Schlumberger Technologies (M) Sdn Bhd | |
| Shell Global Solutions (Malaysia) Sdn Bhd | |
| HSBC Electronic Data Processing (Malaysia) Sdn Bhd | |
| WIPRO Limited | |
| BMW Asia Technology Centre Sdn Bhd | |
| Prudential Services Asia Sdn Bhd | |
| Silicon Graphics Sdn Bhd | |
| Panasonic R&D Centre Sdn Bhd | |
| ZTE (Malaysia) Corporation Sdn Bhd | |
| ExxonMobil Business Support Centre Malaysia Sdn Bhd | |
| Amway2u.com Sdn Bhd | |
| e2 Power Sdn Bhd | |

(For full listing of MSC-status companies, visit www.msc.com.my/mdc/status/)

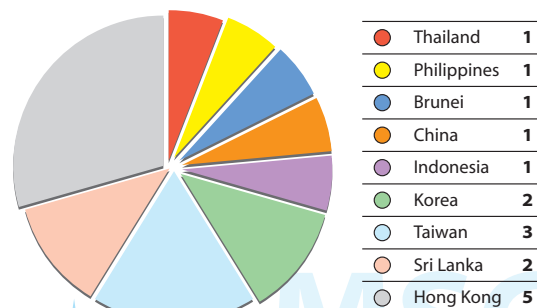


MSC Updates

Breakdown of the 281 JVs as of January 17, 2005

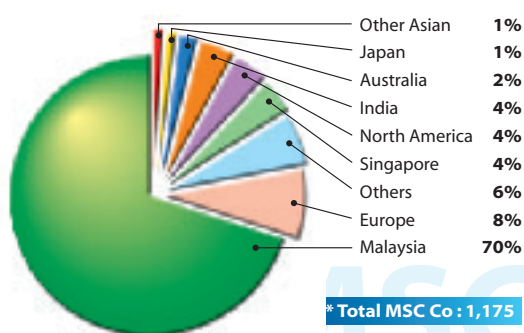


Breakdown of Other Asian MSC Approved Companies as of January 17, 2005



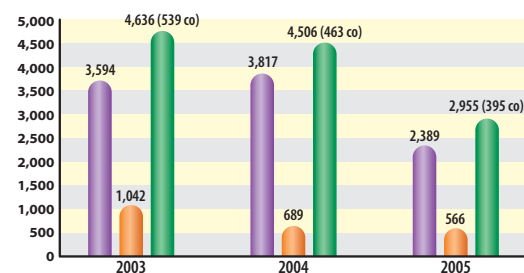
* Total Other Asian MSC Co : 17

Majority shareholding by countries / regions for MSC companies as of January 17, 2005



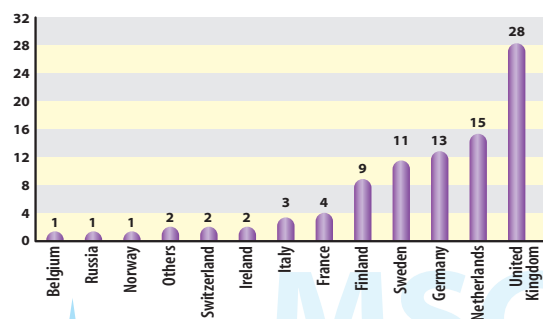
* Total MSC Co : 1,175

Breakdown of Total Expenditure (RM MILLION)



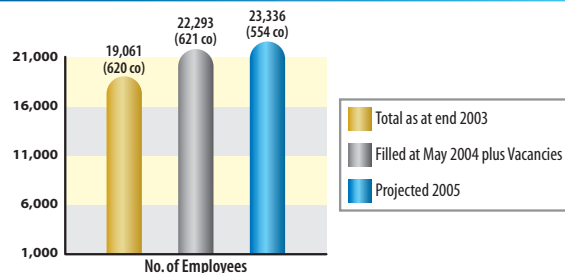
* A total of RM4.6 billion was spent in 2003. This is higher than the amount spent by 464 companies in 2002 (RM 3.61 billion)
Source: 2004 Impact Survey 2005: Estimates

Breakdown of European MSC Approved Companies as of January 17, 2005



* Total European MSC Co : 92

Total Employment and Vacancies



* It is important to note that a total of 19,061 (620 co) people have been employed by MSC status companies as of end of 2003. This figure is relatively slightly higher than the number reported by 634 MSC status companies in 2003's survey which is 17,000. This is indeed an increment of 12% compared to last year. It is anticipated that the number to continue increasing at a much larger rate this year (17%).

Source: 2004 Impact Survey 2005: Estimates